

GLOCESTER

POPULATION
10,007

HOUSEHOLDS
3,658

MEDIAN HOUSEHOLD INCOME
\$97,753

86% OWN

14% RENT



HOUSING COSTS

► MEDIAN SINGLE FAMILY

Home price **\$380,000**
Monthly housing payment **\$3,080**

5 YEAR COMPARISON

2017 **\$335,332** 2022 **13% INCREASE**

► AVERAGE 2-BEDROOM RENT

Rental payment **N/A**

5 YEAR COMPARISON

2017 **N/A** 2022 **N/A**

\$123,198

Income needed to afford this

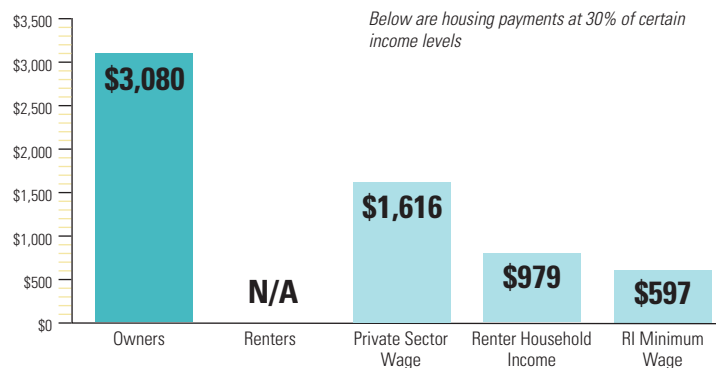
N/A

Income needed to afford this



AFFORDABILITY GAP

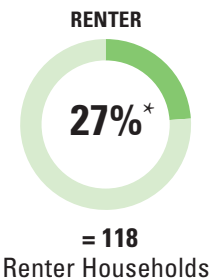
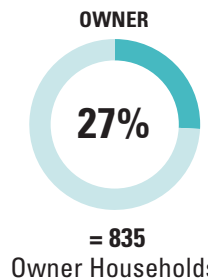
► MONTHLY COSTS: OWNERS & RENTERS



► COST BURDENED HOUSEHOLDS



953 HOUSEHOLDS ARE COST BURDENED



A household is considered burdened if it spends 30% or more of its income on housing costs.

*Denotes high margin of error



CURRENT HOUSING & DEVELOPMENT

► HOUSING STOCK



Total
4,077



Single family
95%



Two or more
5%

► INFRASTRUCTURE

REGION: North

Public Water

Nearly Full Partial None

Public Sewer

Nearly Full Partial None

► MULTIFAMILY BY RIGHT

Permitted right in one or more zones

Yes No

► RESIDENTIAL DEVELOPMENT ORDINANCES

ADU

AHTF

AR

CP

FZ

G/VC

ID

IZ

MU

TOD

► 2022 BUILDING PERMITS: Total **23** Single family **23** Two or more **0**

► LONG-TERM AFFORDABLE HOMES RI General Law: 45-53-3(9) Low or Moderate Income Housing

Number of households below HUD 80% area median income: **1,115**



CURRENT

2.34% % of year-round housing stock

94 # of long-term affordable homes



Elderly
66%



Family
21%



Special Needs
13%

ADDED UNITS

Ownership **0**

Rental **0**

PRESERVED RENTALS

0

State-Funded Homes

BUILDING HOMES RHODE ISLAND (I - IV):

0